


W

117 | 35M RAISED PILOTHOUSE

DESIGN SHOWCASE



WESTPORT

YACHTS SINCE 1964  HANDCRAFTED IN THE USA

HIGH PERFORMING STYLE

THE ALL NEW 117|35M RAISED PILOTHOUSE BY WESTPORT

Balancing a contemporary and flexible design with a high-performance hull and engine package, the new Westport 117|35M raises the bar in terms of stylish indoor/outdoor living. Equipped with dual Seakeeper Gyro stabilizers, this ABS-classed, go-anywhere yacht features a beach club, five spacious staterooms-including an on-deck master-and quarters for five crew. Constructed to uncompromising standards, the Westport 117 embodies sporty superyacht living at its finest.

INSPIRED INTERIOR

Expansive windows, wide walkways and freestanding furnishings augment the spacious interior. Whites and greys with leather and vinyl accents create a neutral backdrop for an owner to incorporate a desired look.



SALON/DINING



ON-DECK MASTER

Accessed through an extra-wide companionway, the stunning on-deck master is a luxurious retreat. Highlighted by a king-size bed with a backlit Majelite headboard and a his-and-hers ensuite, this space echoes the open feel of the main deck.

MASTER STATEROOM



SALON/DINING

FLEXIBILITY AND VIEWS

Designed to maximize each guest's interaction with the outdoor environment, large windows feature throughout, from the salon to the country kitchen. The main salon offers a flexible layout where the dining area can be situated aft or forward and the seating arrangements can be grouped as desired.



COUNTRY KITCHEN/GALLEY



RAISED PILOTHOUSE



RAISED PILOTHOUSE

COMMAND IN COMFORT


The sophisticated wheelhouse features a backlit leather console and provides a comfortable space for navigation. The flybridge invites the Captain to enjoy the breeze and the entertainment activities.



FLYBRIDGE


BIG TIME BEACH CLUB

The exterior areas aboard the 117|35M are further maximized with the beach club at the stern, where guests can lounge or launch from the swim platform or relax in the shade at the beach club bar.



ALL THE SUN, ALL THE FUN

The expansive sun deck doubles as a spacious lounging area, highlighted by a centerline Jacuzzi tub, grill area, and bar with refrigerator on the upper level of the flybridge.



FLYBRIDGE/SUN DECK



MAIN DECK AFT

INDOOR/ OUTDOOR LIVING

Designed to mimic the curve of the aft deck sliding glass doors, the interior dining table can be positioned aft for semi-al fresco dining. The aft deck continues the al fresco theme, with a backlit bar and hi/lo table.

WESTPORT YACHTS

117 | 35 M

SPECIFICATIONS

Length: 117'4" / 35.76 meters

Beam: 25' 2" / 7.67 meters

Draft: 6' 4" / 1.93 meters

Height: 39' / 11.9 meters

Hull Designer: Westport Yachts

Exterior Designer: Westport Yachts

Interior Designer: Westport Yachts

Cruise Speed: 20 Knots

Max Speed: 24 Knots

Main Engines:

2 x Caterpillar C32-ACERT at 1,900 hp

Electrical:

12/24 DC & 120/240 AC - 60Hz

Generators:

2 x Northern Lights M80A13, 80 kW

Fuel: 6,119 gals / 23,162 ltrs

Water: 1,043 gals / 3,948 ltrs

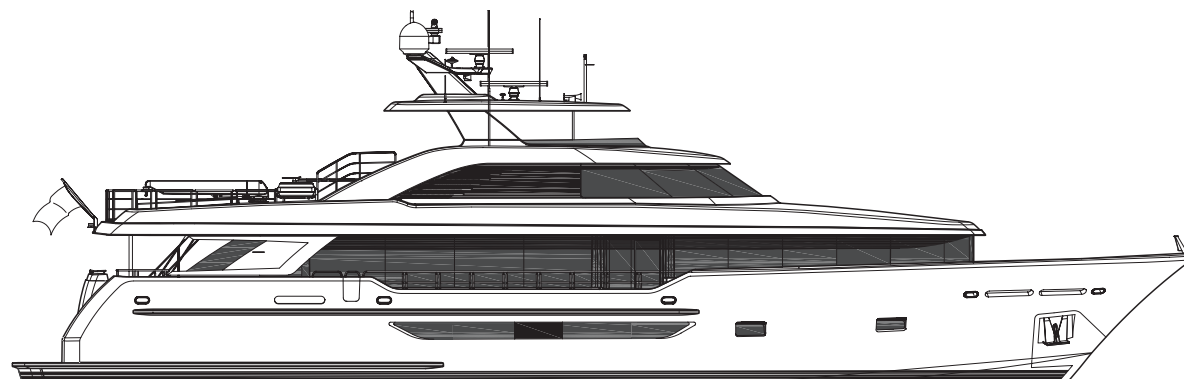
Displacement:

Full - 349,400 lbs

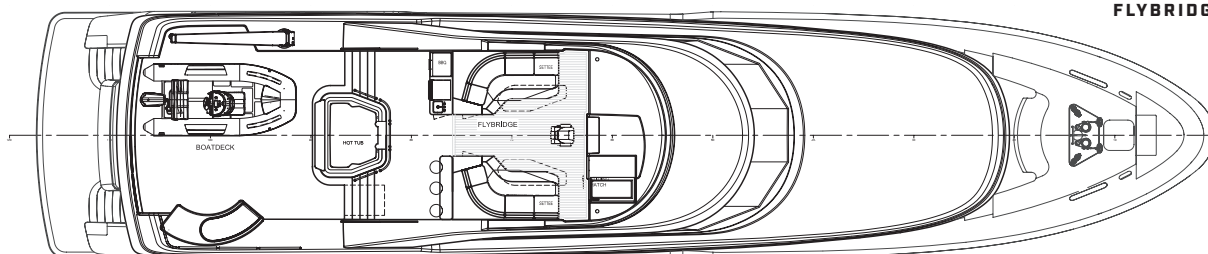
Half - 325,000 lbs

Light - 284,000 lbs

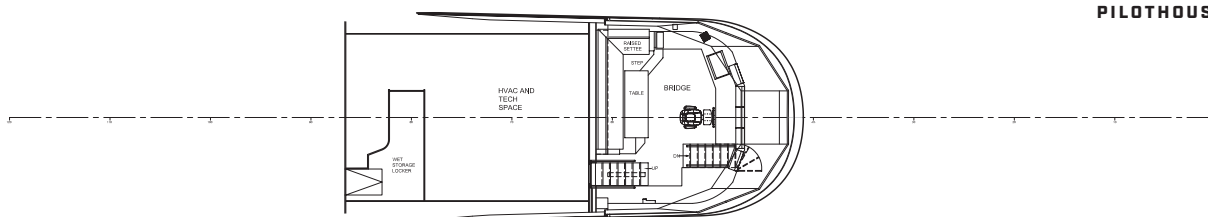
* All Measurements Are Approximate and Based on 1/2 Load Displacement. Speeds Subject to Conditions, Loads and Other Factors.



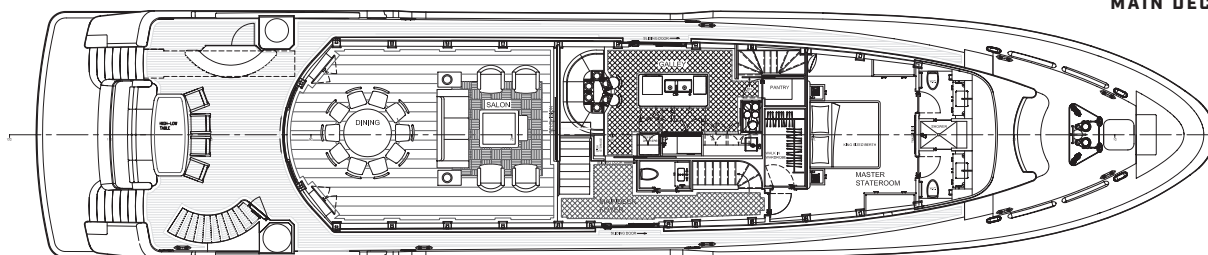
FLYBRIDGE



PILOTHOUSE



MAIN DECK



LOWER DECK

